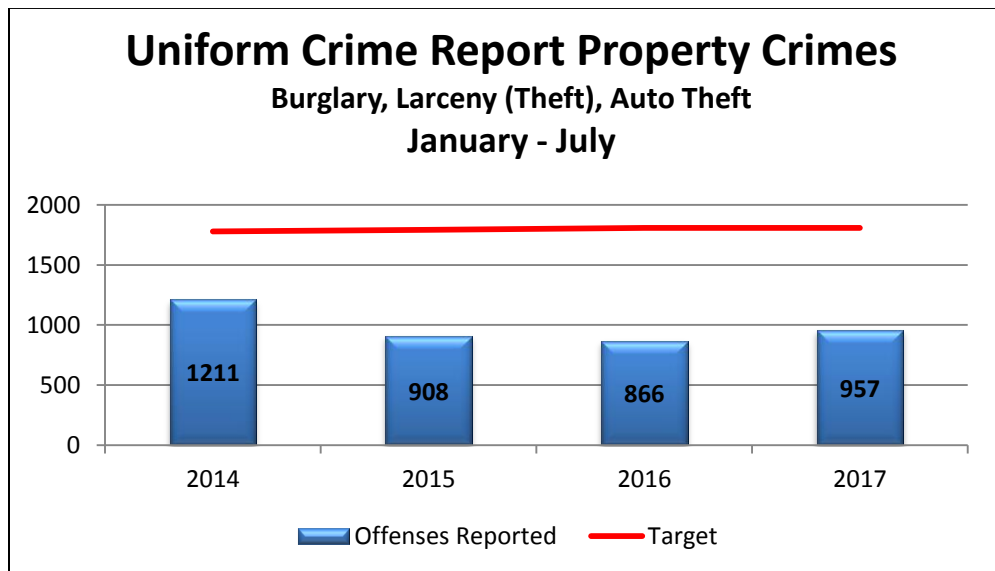
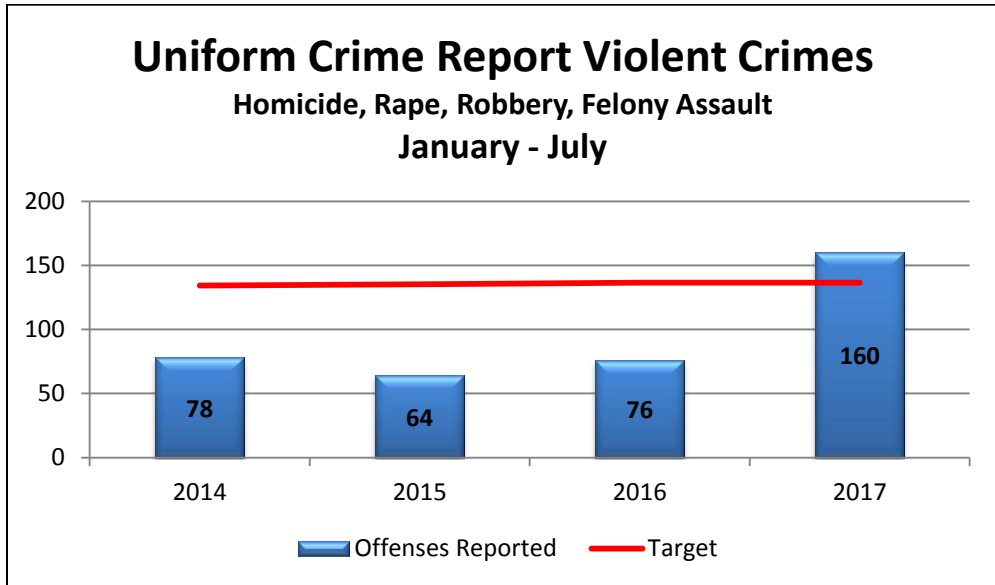
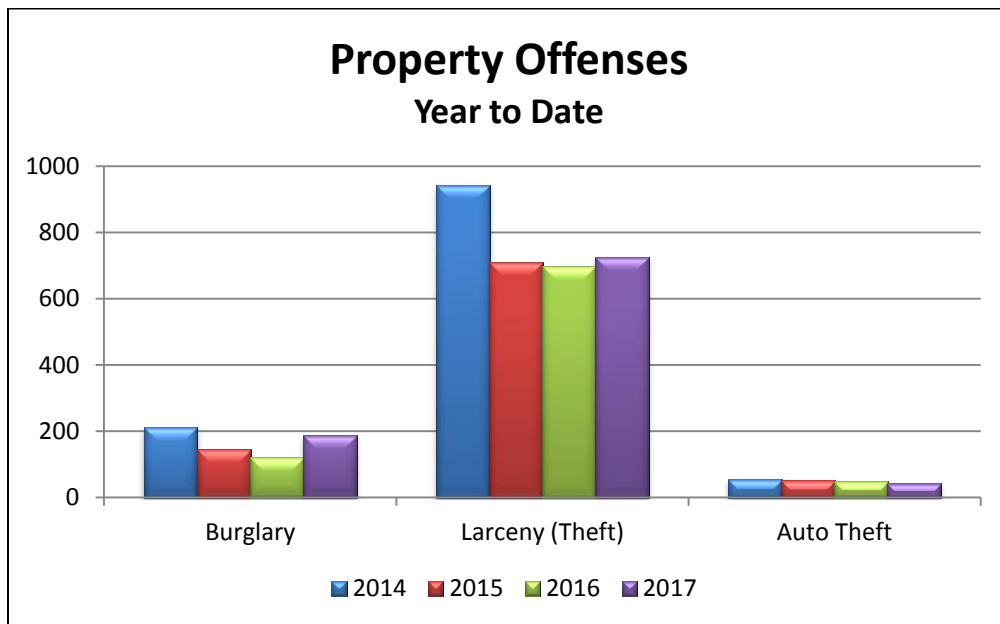
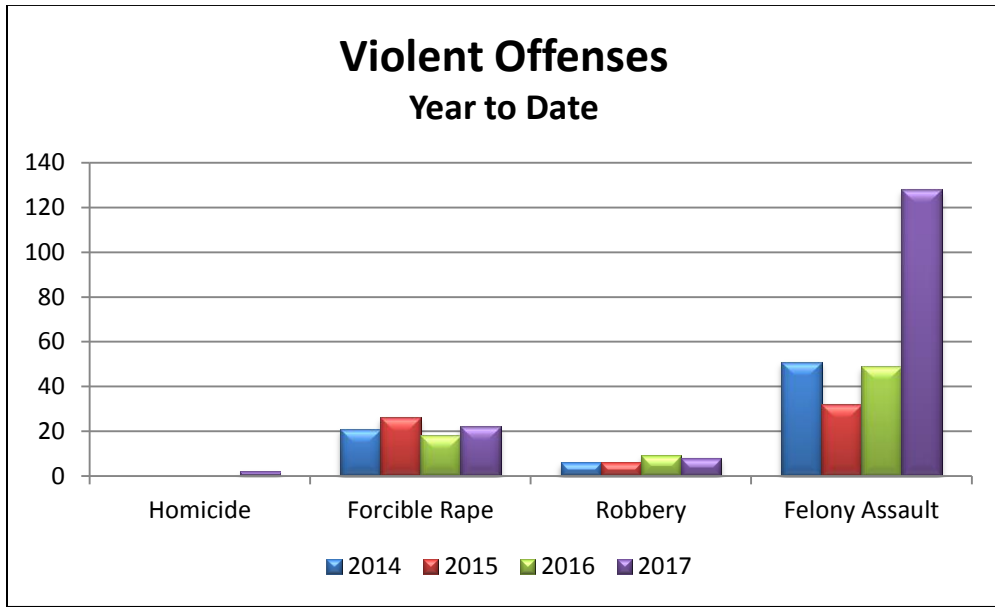


**Grand Island Police Department
Performance Measures Summary
July 2017**

Performance Measures	Comments/Detail	Monthly Performance July 2017	2017 Annual Performance YTD
Reduce UCR Crime Rate			
Violent Crime - 265/100,000	Homicide	0	2
Goal 137 crimes/year	Rape	4	22
	Robbery	0	8
	Felony Assault	18	128
	Total	22	160
Property Crime - 3,508/100,000	Burglary	40	187
Goal 1,808 crimes/year	Larceny (Theft)	122	726
	Auto Theft	5	44
	Total	167	957

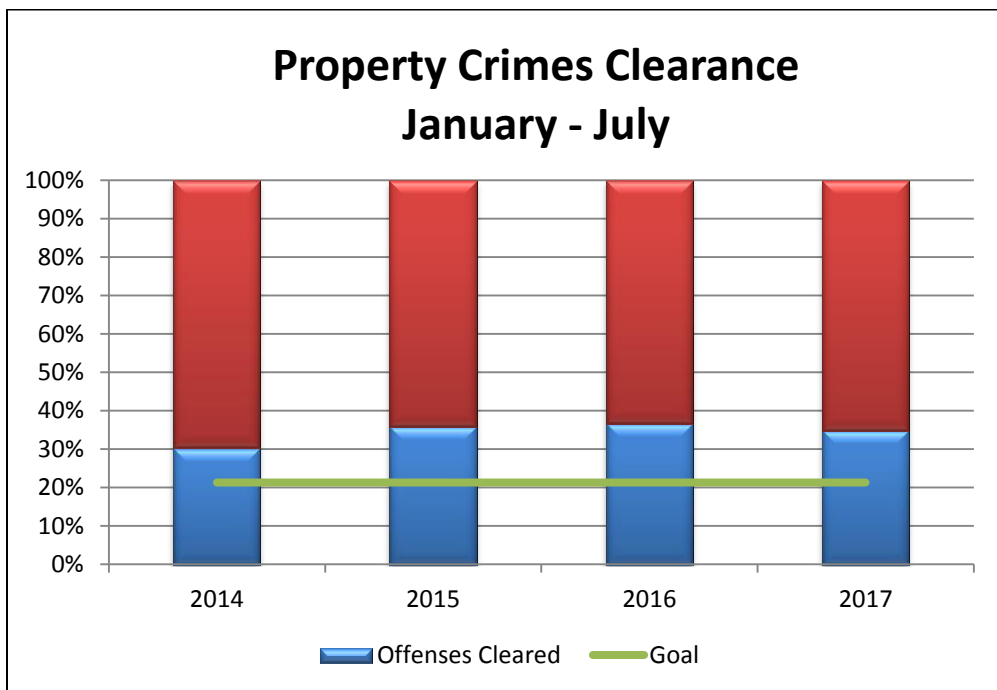
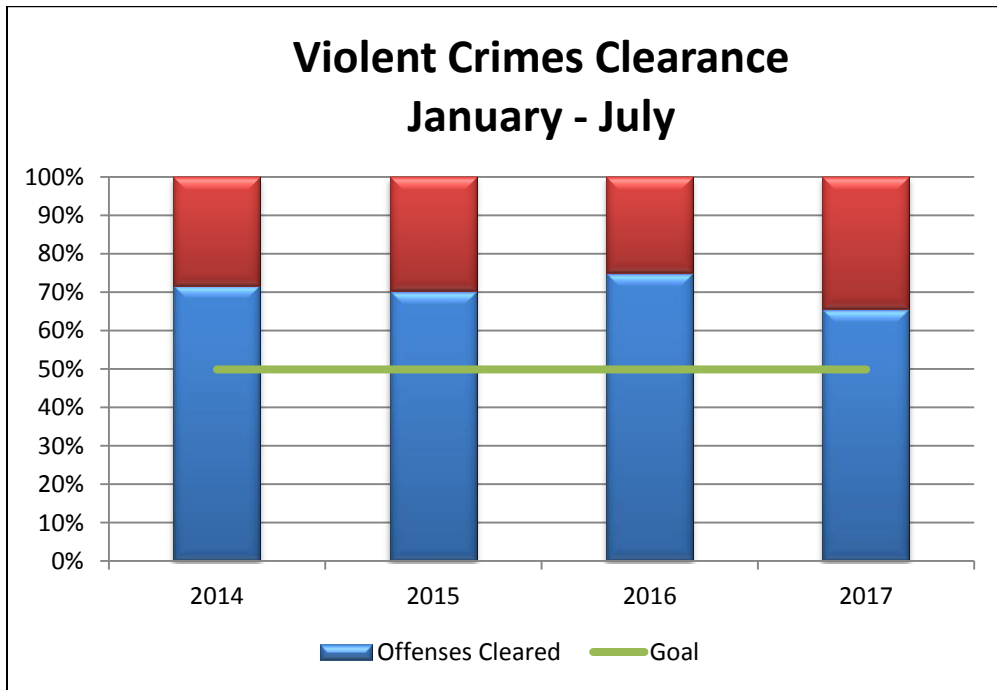


Grand Island Police Department
Performance Measures Summary
July 2017



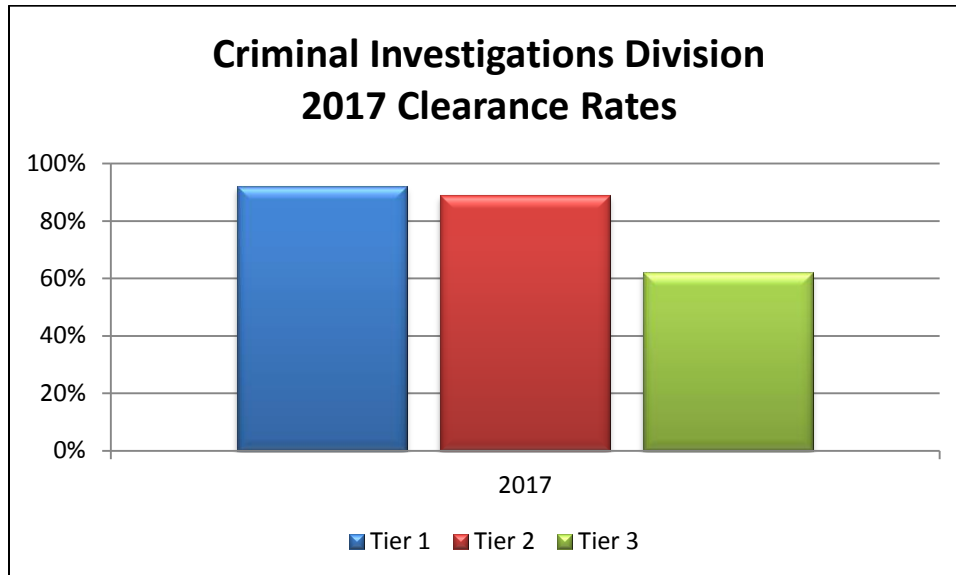
**Grand Island Police Department
Performance Measures Summary
July 2017**

	Performance Measures	Comments/Detail	Monthly Performance July 2017	2017 Annual Performance YTD
2	Hold Offenders Accountable	Reported semi-annually in July and January		Reported thru June 30, 2017
	Goal - 49.9% UCR Violent Crime			66%
	Goal - 21.3% UCR Property Crime			36%



**Grand Island Police Department
Performance Measures Summary
July 2017**

	Performance Measures	Comments/Detail	Monthly Performance July 2017	2017 Annual Performance YTD	
3	Reduce Fear of Crime	Based on Community Survey in 2016			
	Goal - Average of Cities Surveyed				
4	Develop a Public Centered Crime Defense Program	Program to start Spring of 2013	30 Programs/ Presentations 0 Victim contacts 23 Media spots	196 Programs/ Presentations 66 Victim Contacts 108 Media Spots	
	Goal - Number of crime prevention programs				
5	Maintain a Saturation Index of less than 60%	Analysis planned for 2017			
6	Report Clearance Rate for Criminal Investigations Division Tier 1 - Suspect has been named, physical evidence located Tier 2 - Physical description, but no suspect, physical evidence doesn't lead to a suspect Tier 3 - No witnesses, no physical evidence, no suspect	Reported semi-annually in July and January		Reported thru June 2017	
				Tier 1:	92%
				Tier 2:	89%
				Tier 3:	62%



**Grand Island Police Department
Performance Measures Summary
July 2017**

Service Provided	July 2016	July 2017	2016 To Date	2017 To Date
Calls For Service	2886	2691	16219	17195
Code Calls	367	353	2762	2263
Traffic Calls	541	490	5576	3904
Accidents	209	164	1364	1317
All Other Calls	2677	2527	14855	15878

"Calls For Service" does not include Code Violations, Traffic Stops, Traffic Offenses, or DUI.

