
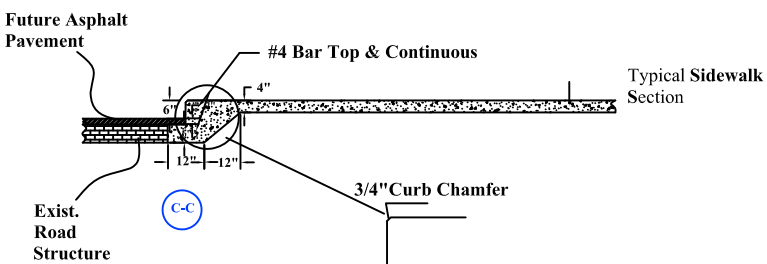
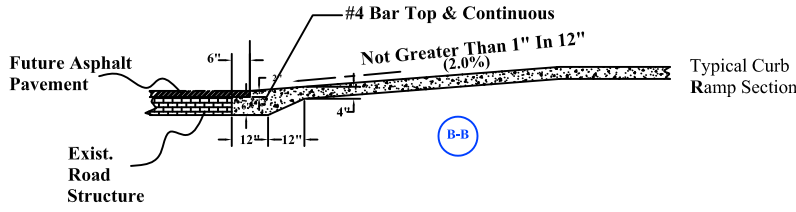


\*Detectable Warning Plates Shall Be The Cast In Place EZ Set Tile Manufactured by Detectable Warning Systems or Equal Approved By The City Engineer

1. THE SURFACE OF ALL CURB RAMPS SHALL BE BROOMED PERPENDICULAR TO THE SLOPE OF THE CURB RAMP
2. CARE SHALL BE TAKEN TO ASSURE A UNIFORM GRADE ON THE RAMP. FREE OF SAGS AND SHORT GRADE CHANGES.
3. DETECTABLE WARNING PANEL SHALL EXTEND THE FULL WIDTH OF THE CURB RAMP
4. TURNING SPACE SHALL HAVE MINIMUM DIMENSIONS OF 4 FT. x 4FT. AND SHALL BE A MINIMUM OF 1 FT. FROM ANY OBSTACLE SUCH AS A CURB OR RETAINING WALL FOR SWING OF WHEELCHAIR FOOT REST. THE SLOPE SHALL BE 2% MAXIMUM IN ANY DIRECTION.



**CITY OF GRAND ISLAND**  
**PUBLIC WORKS DEPARTMENT**

DATE: 12/05/2017  
 DRAWN BY MWL  
 APPVD. BY KJK

**CURB RAMP**  
 Type 4

**PLAN**  
 163